



STATEWIDE MENTAL HEALTH YOUTH SERVICES

ARE CALIFORNIA YOUTH UTILIZING THE PHYSICAL AND MENTAL HEALTH CARE ENTITLED TO THEM? PART I

HEALTH CARE SYSTEM AND HEALTH INDICATORS: YOUTH IN GENERAL AND MEDI-CAL YOUTH

NATIONAL SURVEY OF CHILDREN'S HEALTH



- ALMOST 50% OF FAMILIES REPORTED DIFFICULTY OBTAINING MENTAL HEALTH CARE
- OVER A THIRD DID NOT RECEIVE HELP COORDINATING CHILD'S CARE WITH MULTIPLE PROVIDERS
- MAJORITY REPORT THAT CHILD DID NOT RECEIVE SERVICES FOR TRANSITIONING TO ADULT CARE

DISPARITIES IDENTIFIED FOR KEY HEALTH INDICATORS¹

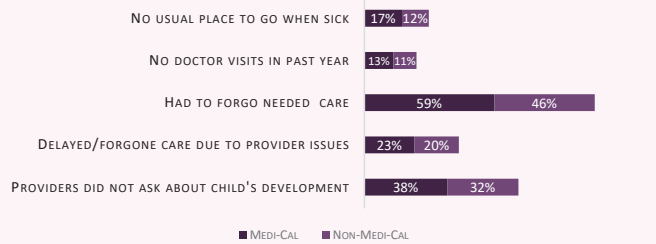
* NEW IN 2021

A shaded box indicates a disparity.

Indicator	NATIVE AMERICAN	ASIAN	BLACK	HISPANIC /LATINO	NATIVE HAW. /PACIFIC ISLANDER	OTHER	WHITE
CHILD AND ADOLESCENT WELL-CARE VISITS*							
CHILDHOOD IMMUNIZATION STATUS							
IMMUNIZATIONS FOR ADOLESCENTS							
WEIGHT ASSESSMENT (BMI)							
COUNSELING FOR NUTRITION							
COUNSELING FOR PHYSICAL ACTIVITY							
WELL-CHILD VISITS (0-15 MONTHS)*							
WELL-CHILD VISITS (15-30 MONTHS)*							
DEVELOPMENTAL SCREENING							
ADHD MEDICATION FOLLOW-UP	N/A				N/A		

- ALL RACIAL GROUPS FACED DISPARITY IN EARLY WELL-CHILD VISITS (0-15 MONTHS)
- ALL RACIAL GROUPS EXCEPT ASIAN YOUTH FACED DISPARITY IN DEVELOPMENTAL SCREENINGS
- ALL RACIAL GROUPS EXCEPT ASIAN YOUTH FACED DISPARITY IN WELL-CHILD VISITS (15-30 MONTHS)

CALIFORNIA HEALTH INTERVIEW SURVEY



- ALMOST 20% OF FAMILIES ON MEDI-CAL REPORTED NO DOCTOR VISITS IN THE PAST YEAR
- OVER 50% ON MEDI-CAL REPORTED HAVING TO FORGO NEEDED MEDICAL CARE
- ALMOST 40% ON MEDI-CAL NOT ASKED ABOUT CONCERN FOR CHILD'S DEVELOPMENT BY PROVIDER

MENTAL ILLNESS & ACCESS TO CARE: CA VS. NATIONWIDE YOUTH RANKING

^ IMPROVEMENT FROM 2021 | v WORSENING FROM 2021

Indicator	CA YOUTH (%)	U.S. YOUTH (%)	CA RANK
AT LEAST 1 MAJOR DEPRESSIVE EPISODE (MDE) IN PAST YEAR	15%	15%	v 23
WITH MDE WHO DID NOT RECEIVE MENTAL HEALTH SERVICES	65%	60%	^ 38
WITH SEVERE MDE AND RECEIVED TREATMENT (7-25 VISITS/YEAR)	26%	27%	^ 30
IDENTIFIED WITH EMOTIONAL DISTURBANCE FOR AN IEP ²	5%	8%	^ 43
HAVE PRIVATE INSURANCE NOT COVERING MENTAL/EMOTIONAL CONDITION	8%	8%	v 33
MENTAL HEALTH WORKFORCE	270:1		v 12

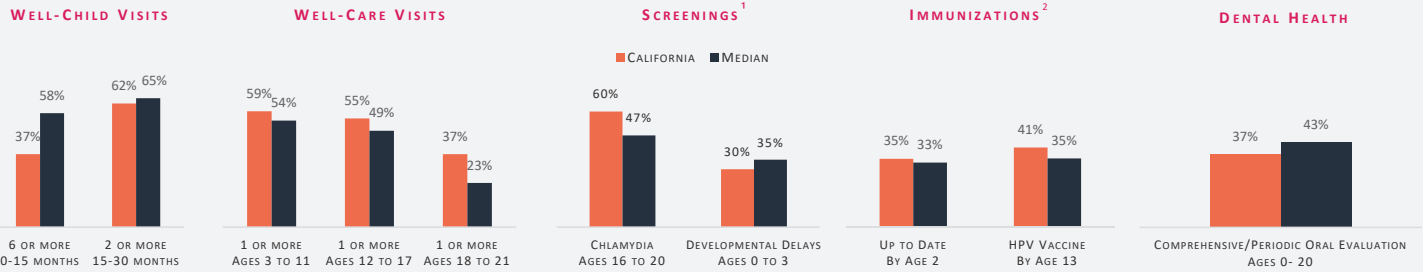
- YOUTH (12-17) IN CALIFORNIA EXPERIENCING MAJOR DEPRESSION INCREASED BETWEEN 2021 AND 2022
- ROUGHLY 65% OF YOUTH WITH MAJOR DEPRESSION DID NOT RECEIVE MENTAL HEALTH TREATMENT
- CALIFORNIA'S RANKING IN ADDRESSING YOUTH MENTAL HEALTH ACCESS IMPROVED FROM 2021

¹ Represents children and youth covered by Medi-Cal through managed care plans (MCPs)- does not include data for fee-for-service (FFS) beneficiaries
² IEP stands for individualized education program

MEDI-CAL/CHIP YOUTH: PERFORMANCE IN HEALTH CARE QUALITY MEASURES

PRIMARY AND PREVENTIVE CARE

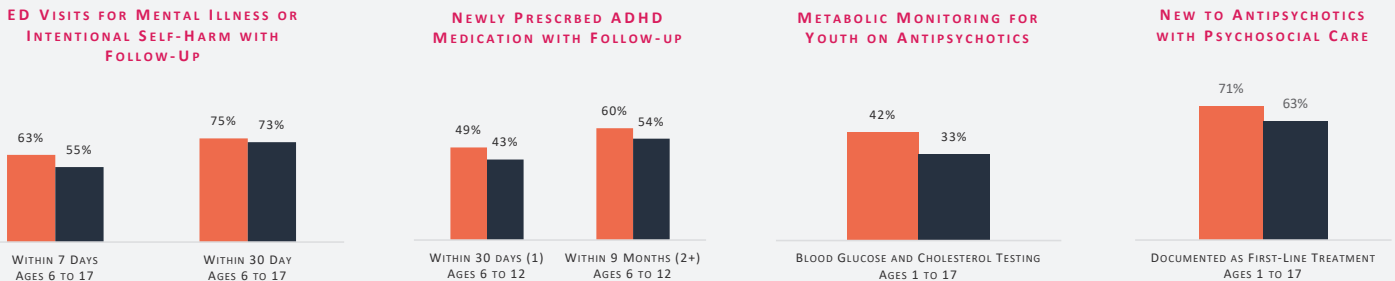
CALIFORNIA VS. OTHER STATES: % OF MEDI-CAL/CHIP ENROLLEES



- CALIFORNIA YOUTH PERFORM WORSE THAN THE MEDIAN FOR WELL-CHILD VISITS, DEVELOPMENTAL SCREENINGS, AND DENTAL CARE
- LESS THAN HALF OF YOUTH RECEIVED THEIR COMPLETE SET OF IMMUNIZATIONS OR APPROPRIATE DENTAL EVALUATIONS

BEHAVIORAL AND MENTAL HEALTH SERVICES

CALIFORNIA VS. OTHER STATES: % OF MEDI-CAL/CHIP ENROLLEES



- 25% OF YOUTH STILL DO NOT RECEIVE A FOLLOW UP WITHIN A MONTH OF BEING DISCHARGED FROM THE EMERGENCY ROOM FOR A MENTAL HEALTH MATTER
- LESS THAN HALF OF YOUTH ON ANTIPSYCHOTICS RECEIVE METABOLIC MONITORING AND ABOUT 30% OF NEW USERS DO NOT RECEIVE PSYCHOSOCIAL CARE

¹ Includes developmental, behavioral, & social delays using standardized screening tool
² Up to date immunizations include completion of Combination 10 (DTaP, IPV, MMR, Hib, Hepatitis B, VZV, PCV, Hep A, RV, and Influenza) and HPV refers to the Human Papillomavirus vaccine



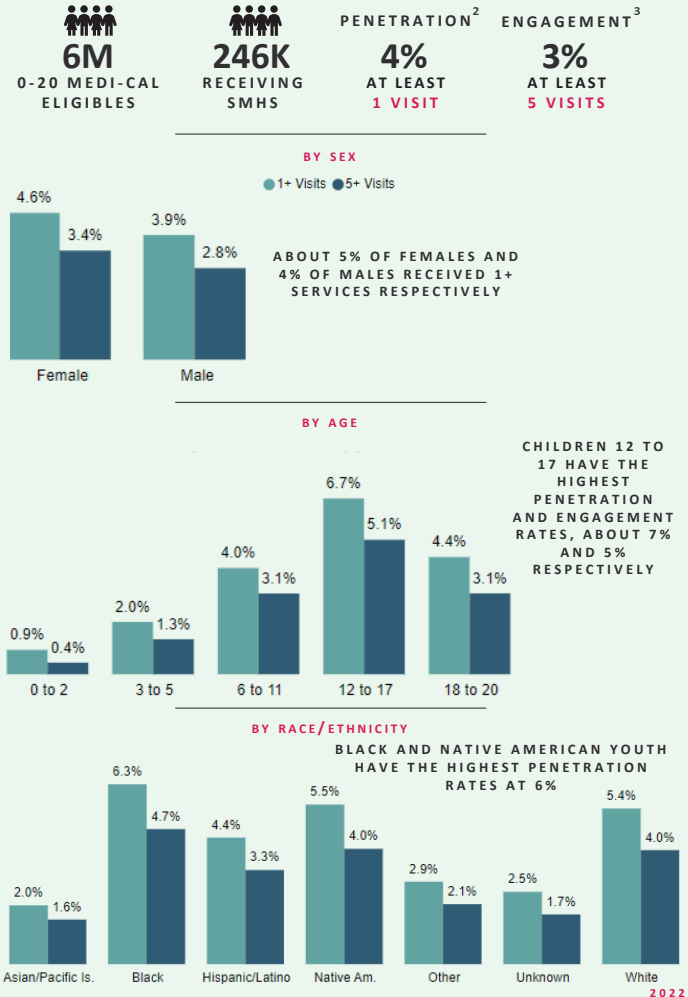


STATEWIDE MENTAL HEALTH YOUTH SERVICES

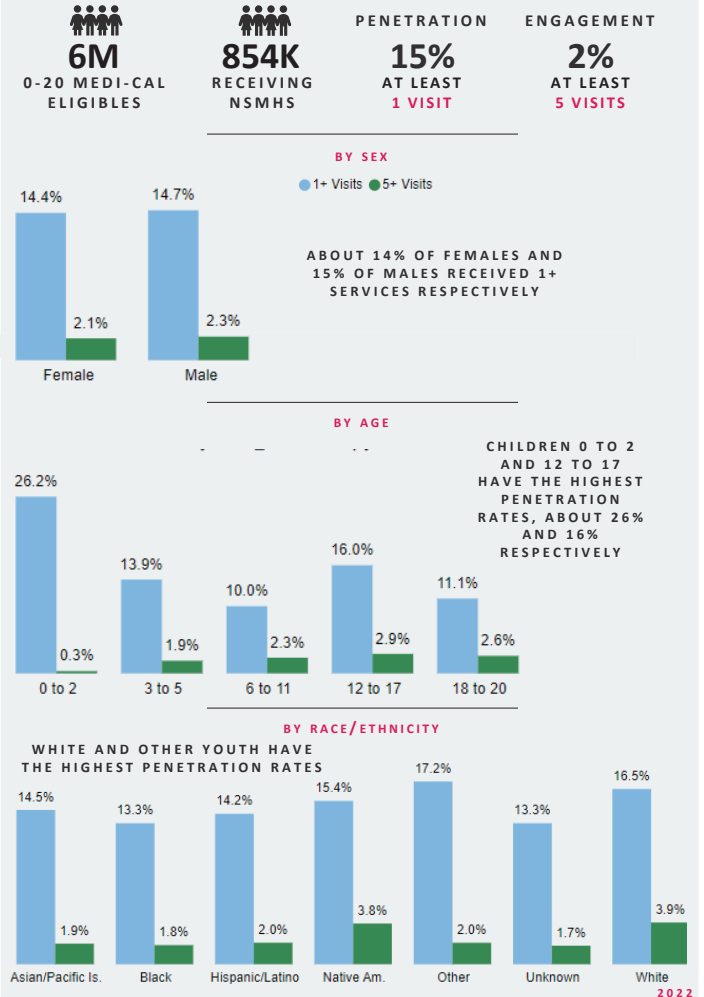
ARE CALIFORNIA YOUTH UTILIZING THE PHYSICAL AND MENTAL HEALTH CARE ENTITLED TO THEM? PART II

MEDI-CAL/CHIP MENTAL HEALTH SERVICES: ALL YOUTH UTILIZATION

SPECIALTY MENTAL HEALTH SERVICES (SMHS)¹



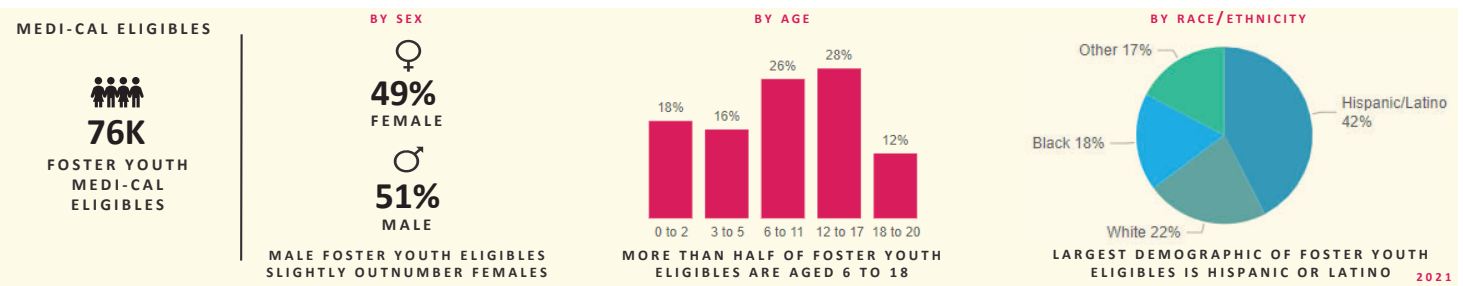
NON-SPECIALTY MENTAL HEALTH SERVICES (NSMHS)⁴



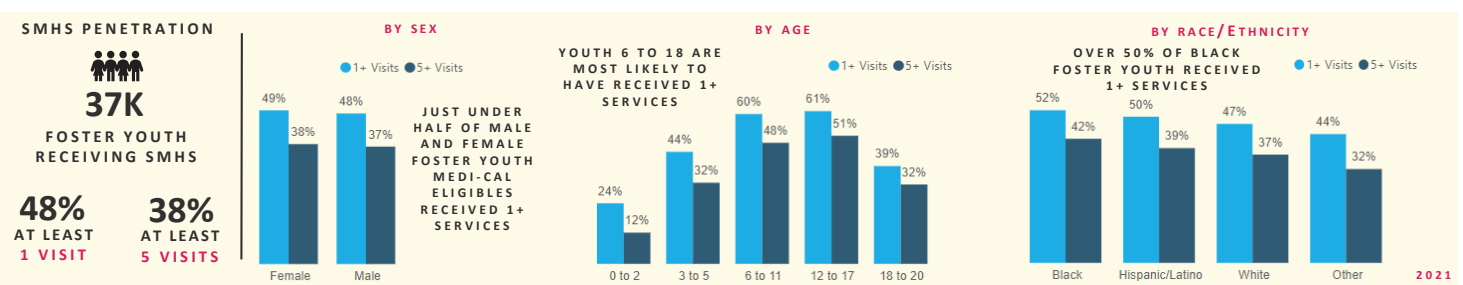
¹ Data includes Medi-Cal eligible beneficiaries 21 years and under who meet the medical necessity criteria for receiving "specialty" mental health services and receive them through county mental health programs
² Penetration rate is calculated by taking total youth who received 1+ SMHS visits divided by total Medi-Cal eligible youth for that fiscal year
³ Engagement rate is calculated by taking total youth who received 5+ SMHS visits divided by total Medi-Cal eligible youth for that fiscal year
⁴ NSMHS consist mostly of managed care (and to a lesser extent fee-for-service) services provided to beneficiaries with mild-moderate level of mental health impairment

MEDI-CAL/CHIP MENTAL HEALTH SERVICES: FOSTER YOUTH UTILIZATION

FOSTER YOUTH ELIGIBLE FOR MEDI-CAL SPECIALTY MENTAL HEALTH SERVICES (SMHS)



FOSTER YOUTH RECEIVING SPECIALTY MENTAL HEALTH SERVICES (SMHS)



SOURCES: CALIFORNIA DEPARTMENT OF HEALTH CARE SERVICES



JUDICIAL COUNCIL OF CALIFORNIA
CENTER FOR FAMILIES, CHILDREN & THE COURTS (CFCC)
CONTACT SAFIA.BELAYADI@JUD.CA.GOV FOR QUESTIONS
GOT FEEDBACK? TAKE A QUICK SURVEY [HERE](#)