

## Why is data important for family law?

- Modernize and streamline processes and procedures
- Support reallocation of existing judicial and other resources to family law
- Demonstrate the need for new resources
- Assess workload impacts of new and existing processes and procedures
- Share effective practices among courts



---

---

---

---

---

---

---

---

## Rewards of using data

1. Reduce the time required to perform specific tasks – both judges and staff
2. Reduce the cost of the court process – both court and public
3. Provide better service to the public
4. Achieve higher levels of job satisfaction for both judges and court staff



---

---

---

---

---

---

---

---

## Examples



---

---

---

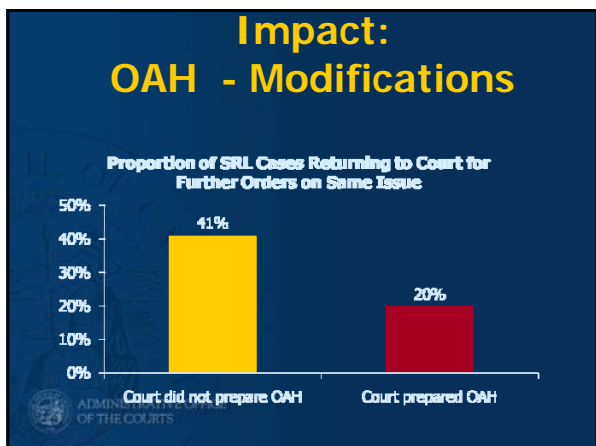
---

---

---

---

---




---

---

---

---

---

---

---

---

---

---

### Comparative Costs

| Preparation of OAH      | Motion to Modify       |
|-------------------------|------------------------|
| Staff Time = 18.25 min. | Staff Time = 7.19 min. |
|                         | Courtroom = 19 min.    |
| Cost* = \$14.60         | Cost** = \$116.35      |

\* Staff = \$100K/yr – includes all benefits  
 \*\* Courtroom = \$690,823/yr – BCP for 150 judgeships  
 Time estimates are averages from Resource Guideline Project

ADMINISTRATIVE OFFICE OF THE COURTS

---

---

---

---

---

---

---

---

---

---

### Impact: 2336 Rejections

| Accepted Judgments      | Rejected Judgments                        |
|-------------------------|---|
| Staff review = 15 min.  | Staff review = 15 min.                    |
| Data Entry = 5 min.     | Prepare & mail rejection notice = 30 min. |
| Conform & mail = 4 min. |   |
| Total time = 24 min.    | Total time = 45 min.                      |
| Cost = \$19.20          | Cost = \$36.00                            |

ADMINISTRATIVE OFFICE OF THE COURTS

---

---

---

---

---

---

---

---

---

---

## Rejection Rates

| Current Rejection Rate | Cost per 100 judgments submitted |                                     |                                     |
|------------------------|----------------------------------|-------------------------------------|-------------------------------------|
|                        | Cost - Current Rate              | SAVINGS - Rejections reduced to 20% | SAVINGS - Rejections reduced to 10% |
| 30%*                   | \$1080                           | \$360<br>7.5 hours<br>.2 FTE        | \$720<br>15 hours<br>.4 FTE         |
| 45%**                  | \$1620                           | \$900<br>18.75 hours<br>.47 FTE     | \$1260<br>37.5 hours<br>.94 FTE     |
| 54%**                  | \$1944                           | \$1224<br>25.5 hours<br>.64 FTE     | \$1584<br>33 hours<br>.83 FTE       |

\* Average from Resource Guideline Project  
\*\* 2 of the largest courts

---

---

---

---

---

---

---

---

---

---

---

---

## Impact: Status Conference Calendar

- Due to staff cuts, one court discontinued its status conference calendar
- Within the following 3 months, OSC calendars grew so as to require an additional 24 judge days per year.
- This loss of this calendar has cost the court \$63,768 within these first three months. The status conference calendar would have cost \$15,942 during those months
- **Court had a net loss of \$47,826 seen in the first 3 months**

ADMINISTRATIVE OFFICE OF THE COURTS

---

---

---

---

---

---

---

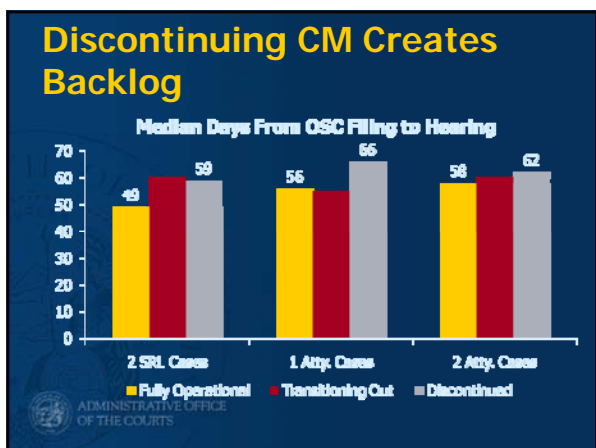
---

---

---

---

---




---

---

---

---

---

---

---

---

---

---

---

---

### Impact: Settlement at Status Conferences

| # Settlement at Status Conferences – 1 year | Avg. Staff Attorney Time to Settle    | Avg. Estimated Trial Time            |
|---|---------------------------------------|--------------------------------------|
| 1194  | 1 hour each<br>1194 Hours<br>\$86,106 | 1.5 hours<br>1791 hours<br>\$594,612 |
| Savings to Court – \$508,506                |                                       |                                      |

ADMINISTRATIVE OFFICE OF THE COURTS

---

---

---

---

---

---

---

---

---

---

### Impact: Case Management on Dispositions

| Disposition Category | Baseline | Study Period |
|----------------------|----------|--------------|
| Disposed in 12 mos.  | 62%      | 85%          |
| Disposed in 14 mos.  | 65%      | 91%          |

ADMINISTRATIVE OFFICE OF THE COURTS

---

---

---

---

---

---

---

---

---

---

### SRLs & Attorney Cases

- Cases with at least 1 SRL increased disposition at 365 days from 66% to 88%
- 2 cases attorneys increased disposition at 365 days from 38% to 55%

ADMINISTRATIVE OFFICE OF THE COURTS

---

---

---

---

---

---

---

---

---

---

## Demonstration

Using data for strategic calendar planning

Using these 4 data points

- # judges in court
- # OSC/Motions filed
- # OSC/Motions that are Modifications
- # cases set scheduled on calendars



---

---

---

---

---

---

---

---

## Make some decisions

- What should docket size be?
- How much FLJO time do you want spent on OSC/Motion calendars?
- Would you like to differentiate calendars in some manner?



---

---

---

---

---

---

---

---

## Decisions for this exercise

- **Calendars are differentiated as follows:**
  - OSC/NOM requests for initial orders
  - OSC/NOM requesting modifications
  - Continuing/ongoing matters
- **Desired docket sizes:**
  - Initial orders – 15/calendar
  - Modifications – 10/calendar
  - Continuing/ongoing matters – 20/calendar
- **Calendars = 1/2 day**
- **JOs will be 4 calendars per week**



---

---

---

---

---

---

---

---

## Sample Court Data

- 4,058 OSCs/NOMs
  - 1,053 modification
  - 3,005 initial
- 5,850 hearings calendared
- 1,792 continuances
- 24 total judicial officers



---

---

---

---

---

---

---

---

## Estimate Half-day Calendars Needed for Initial Orders



---

---

---

---

---

---

---

---

## Estimate Half-day Calendars Needed for Modifications



---

---

---

---

---

---

---

---

### Estimate Half-day Calendars Needed for Continuances

1,792 cont. ÷ 20 per half day = 90 calendars

ADMINISTRATIVE OFFICE OF THE COURTS

---

---

---

---

---

---

---

---

### Total Half-day OSC Calendars Needed Per Year

200 initial + 105 mods + 90 cont. = 395 calendars

ADMINISTRATIVE OFFICE OF THE COURTS

---

---

---

---

---

---

---

---

### Judge Time Available for OSC Calendars

40% of time on short cause matters

215 judge days per year on case-related work

86 days per judge per year available for OSC calendar

ADMINISTRATIVE OFFICE OF THE COURTS

---

---

---

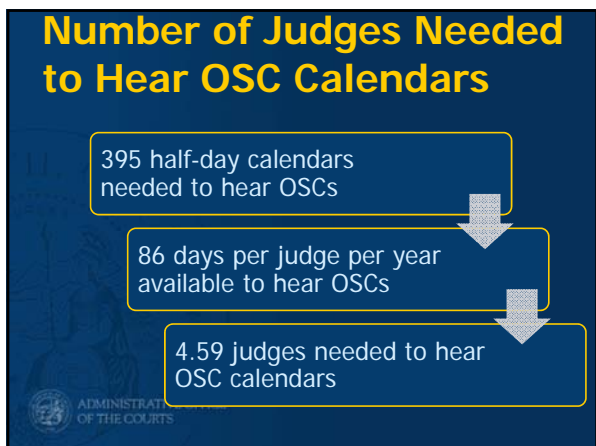
---

---

---

---

---



---

---

---

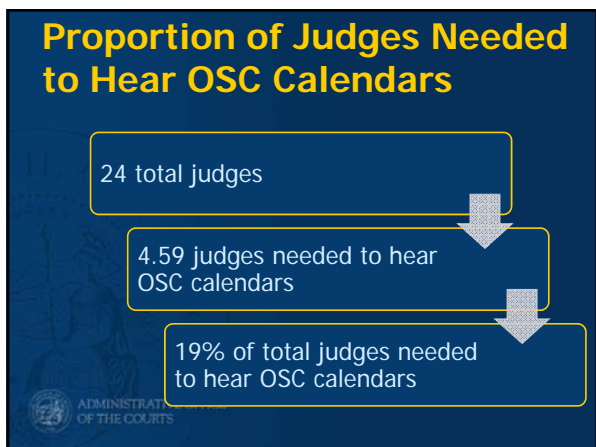
---

---

---

---

---



---

---

---

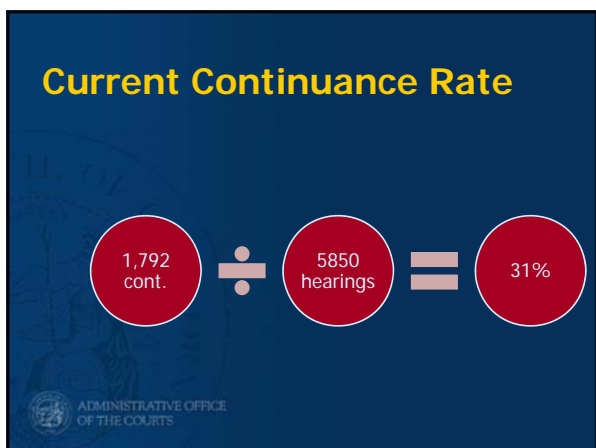
---

---

---

---

---



---

---

---

---

---

---

---

---



### Number of Continuances Using a 20% Rate

5850 hearings × 20% rate = 1,170 cont.

ADMINISTRATIVE OFFICE OF THE COURTS

---

---

---

---

---

---

---

---

### Calendars Needed Reducing Continuances to 20%

1,170 cont. ÷ 20 per half day = 59 calendars

ADMINISTRATIVE OFFICE OF THE COURTS

---

---

---

---

---

---

---

---

### Total Half-day Calendars Needed Reducing Continuances to 20%

200 initial + 105 mods + 59 cont. = 364 calendars

ADMINISTRATIVE OFFICE OF THE COURTS

---

---

---

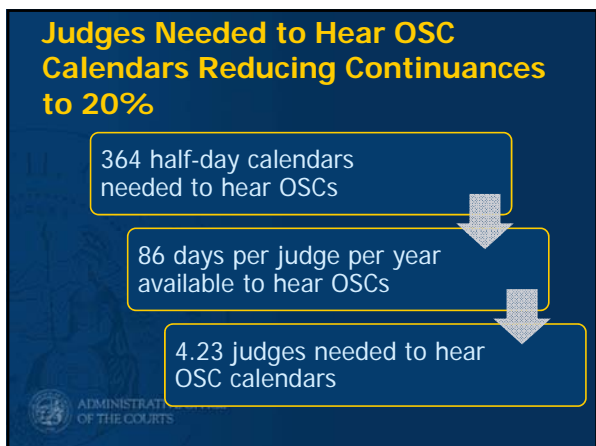
---

---

---

---

---



---

---

---

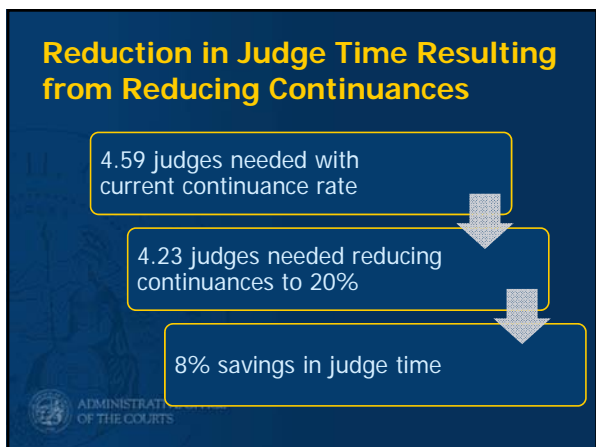
---

---

---

---

---



---

---

---

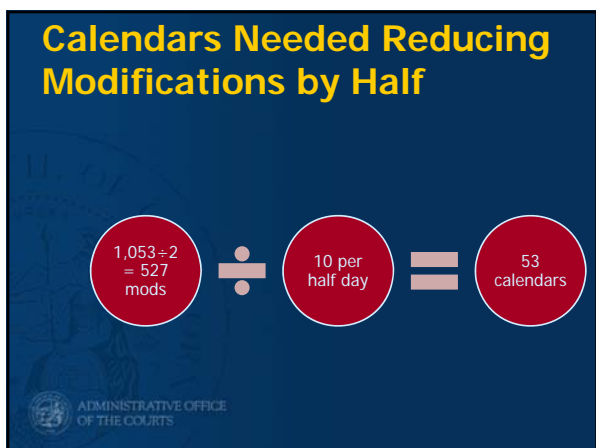
---

---

---

---

---



---

---

---

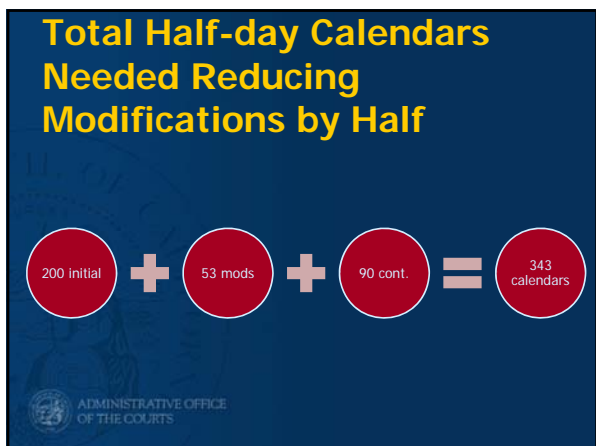
---

---

---

---

---



---

---

---

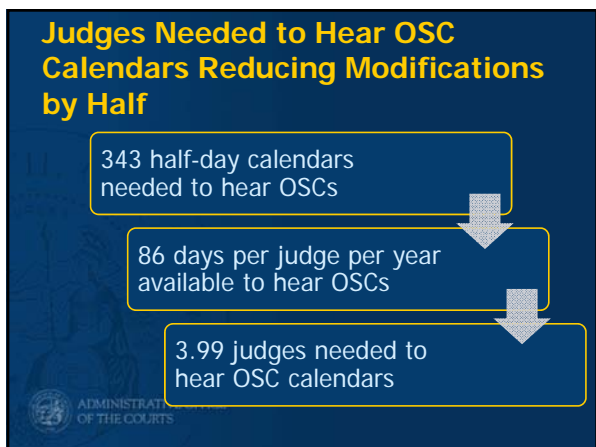
---

---

---

---

---



---

---

---

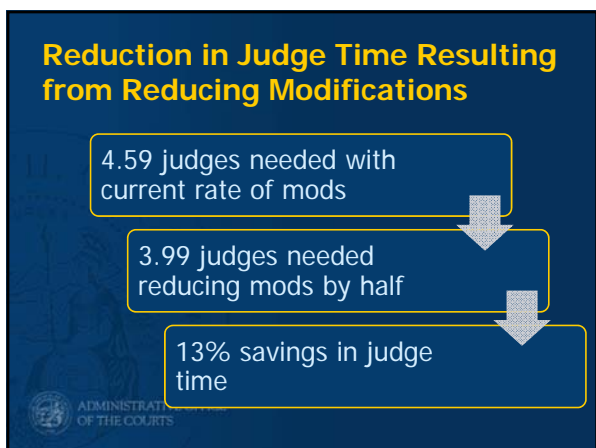
---

---

---

---

---



---

---

---

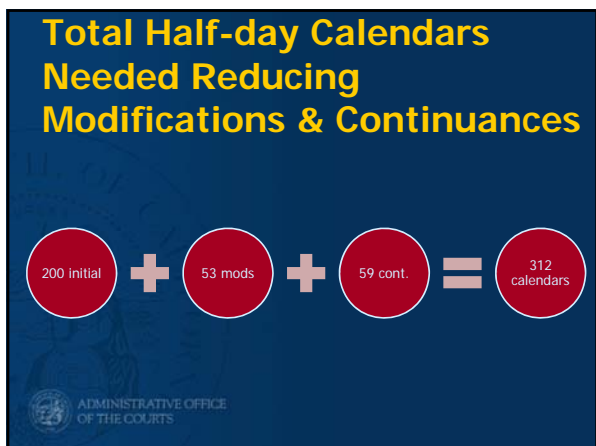
---

---

---

---

---



---

---

---

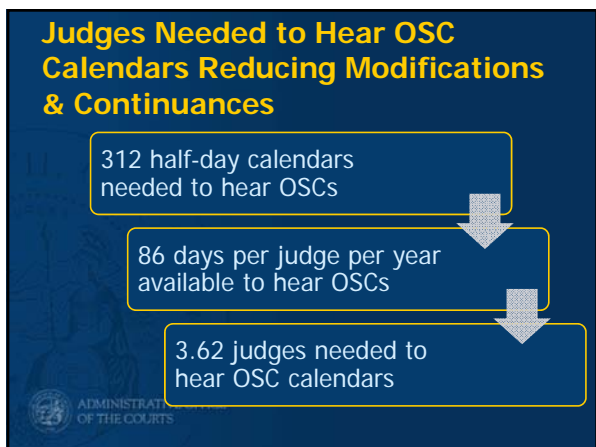
---

---

---

---

---



---

---

---

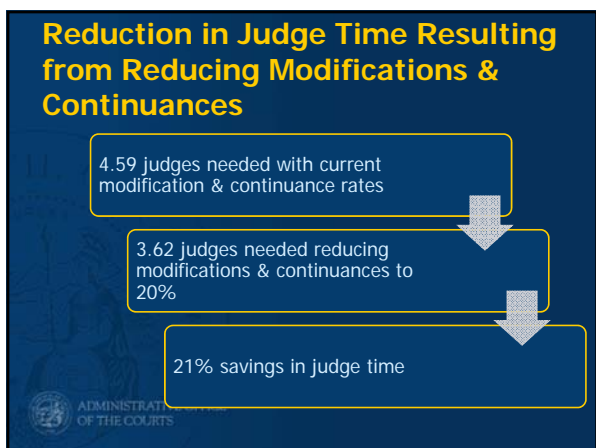
---

---

---

---

---



---

---

---

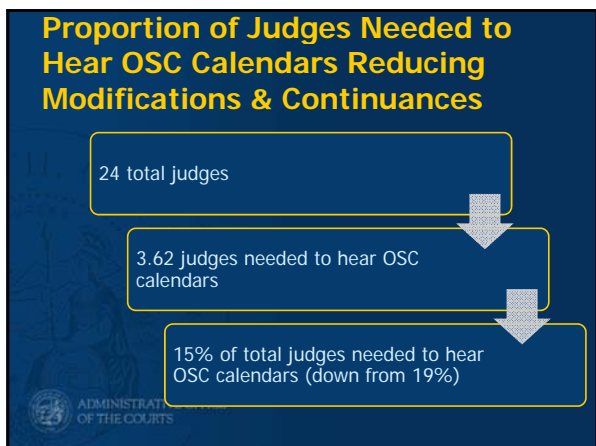
---

---

---

---

---



---

---

---

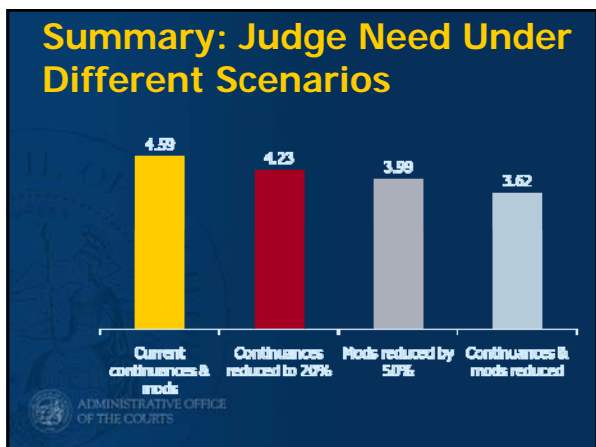
---

---

---

---

---



---

---

---

---

---

---

---

---